

# Tulsa, OK - PD

## Blockwise - Monthly Executive Report

March 2023

### Highlights

[Explore the Results](#)



#### Voice

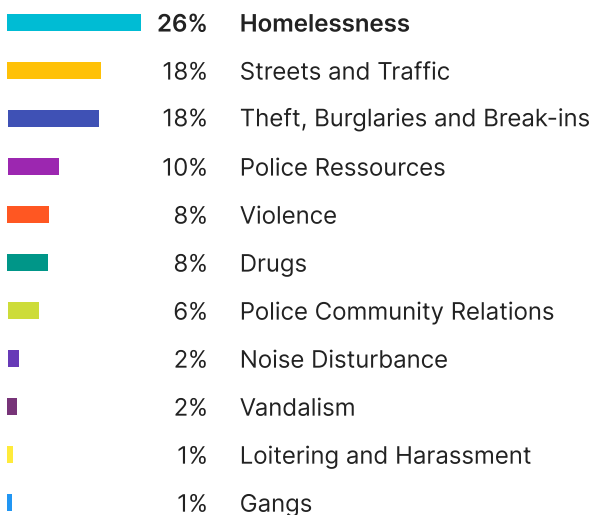
Citywide Voice was up by 4% compared to February. This increase was mainly driven by an 8% increase in Mingo Valley.

#### Homelessness

Was the top concern citywide (26%) and was up by 2% compared to February. Homelessness was the top concern in all three areas (highest in Riverside - 29%).

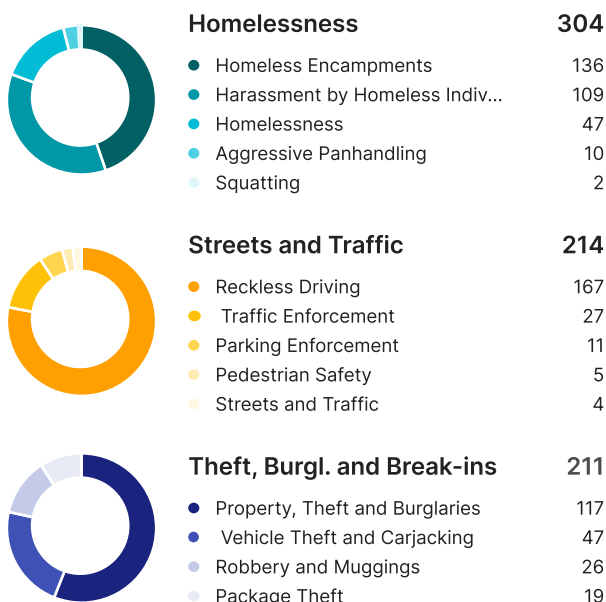
### Top Concerns

1,181 labeled comments out of 1,361 comments



### Top 3 Concerns Breakdown

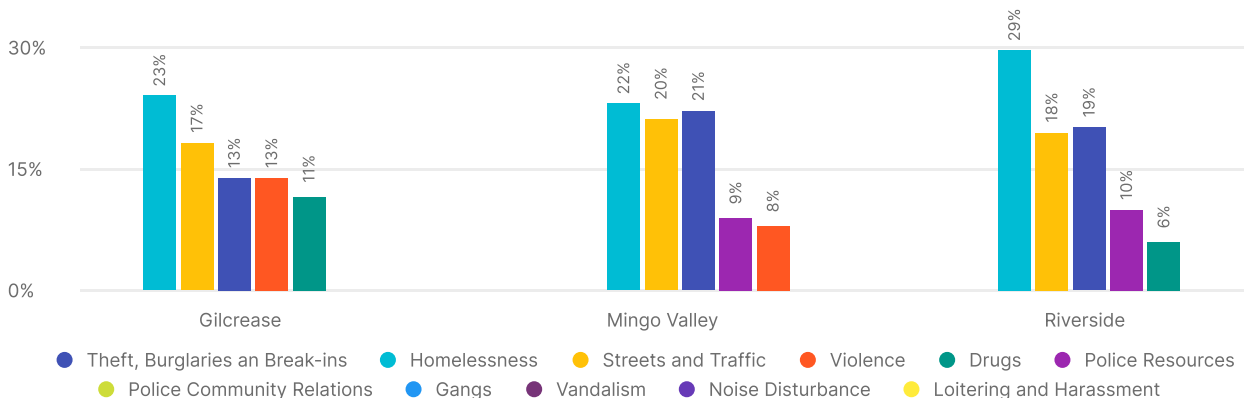
Number of comments by subtopic



### How are concerns measured?

Top concerns shows the percentage of labeled comments on a specific topic to the total of comments received that have been categorized under a topic.

### Top 5 Concerns by Area

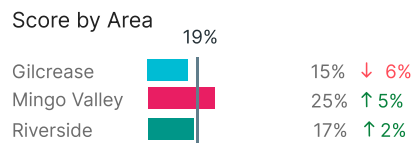
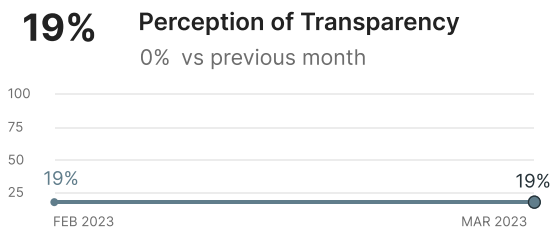
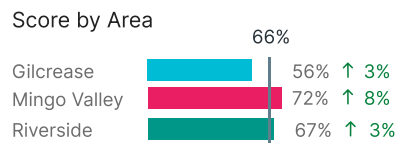
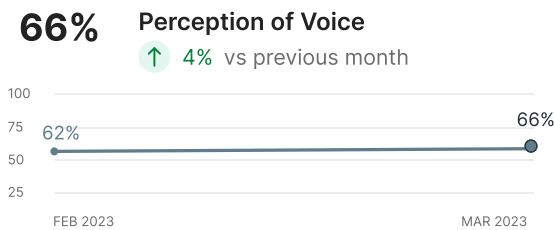
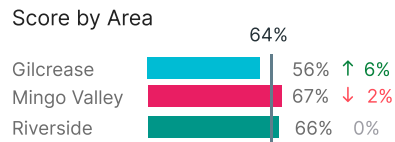
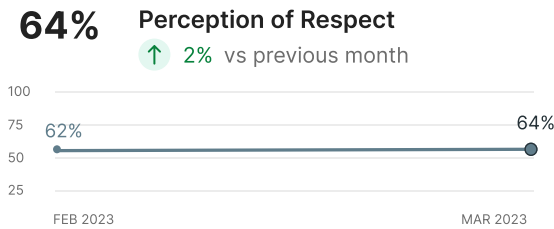
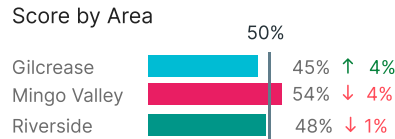
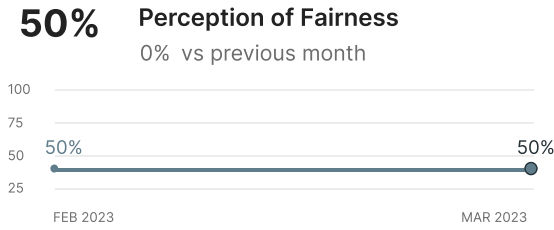
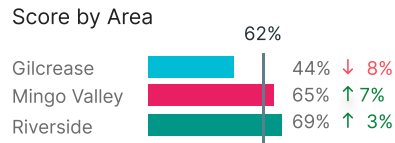
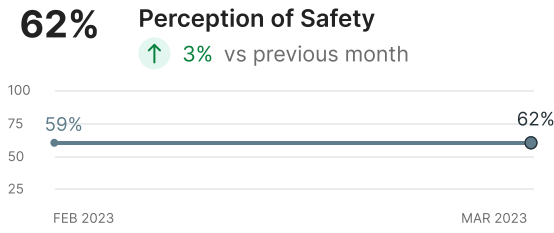


# Scores Over Time and by Area

701 responses

Collected by Zencity ad-based distribution, excluding self-distribution

[Explore Results](#)



## How are the scores sampled and calculated?

The data is collected through anonymous survey responses from residents through advertisements on the social media platforms people visit every day. Hundreds of residents answer the survey each month to ensure a highly representative sample of the city's population. The scores represent the percent of positive responses among respondents, weighted to match the city's demographic make-up.