



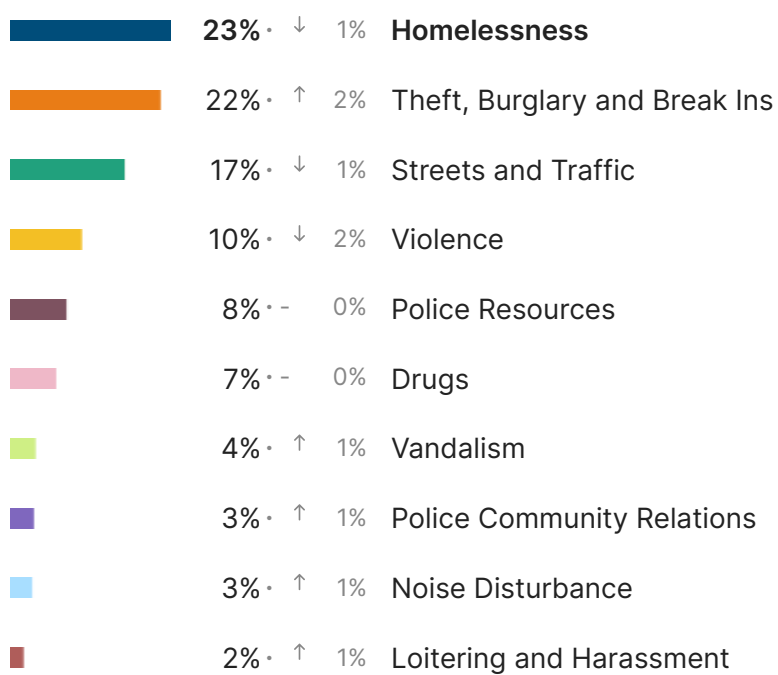
Blockwise - Executive Summary Report

Perception of Safety - 62% of respondents indicated that they felt mostly or completely safe in their neighborhood. 53% of respondents considered a local area unsafe. The most frequent reason given for this perception (47%) was because they "Personally witnessed or been a victim of crime". 74% of respondents reported not being victims of crime in the past 6 months, indicating expanded community perspective access.

The feed provides open text comments identifying general themes and specific issues and locations. Homelessness was identified as the primary concern citywide (94 Respondents). Theft, Burglary and Break Ins was the next highest concern (88) followed by Streets and Traffic (67). [Click here to visit your site and explore your data.](#)

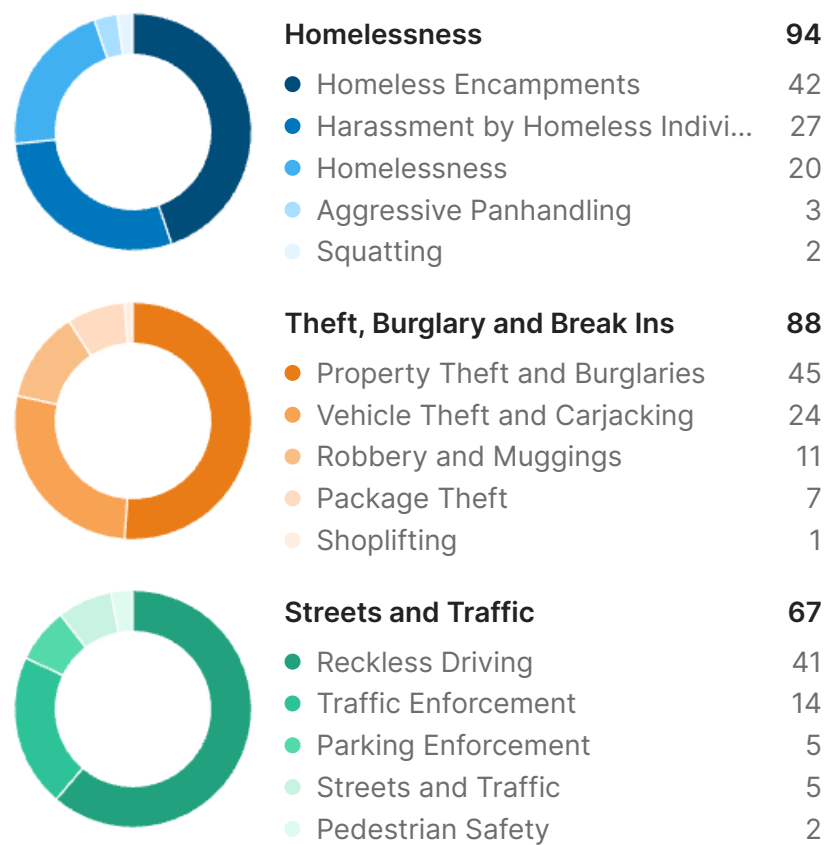
Top concerns

403 labeled responses out of 511

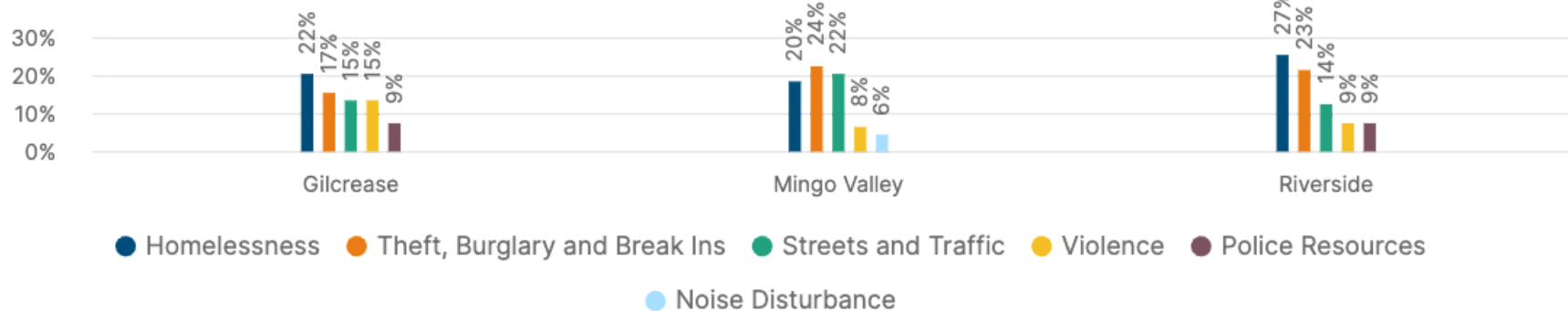


Top 3 concerns breakdown

Number of responses by leading subtopic



Top concerns by area



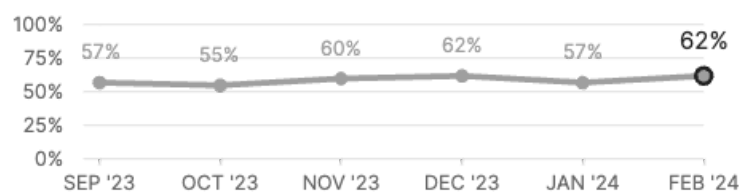
Scores Over Time and by Area

592 responses (collected by Zencity ad-based distribution, excluding self-distribution)

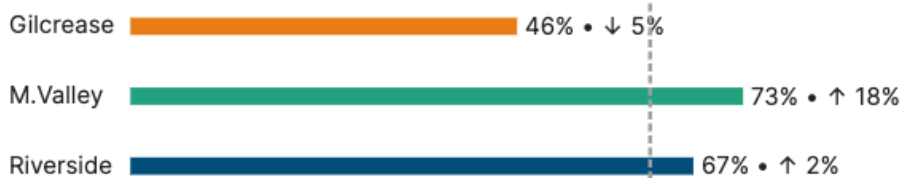
[Explore Results](#)

62% Safety

↑ 5% vs previous month

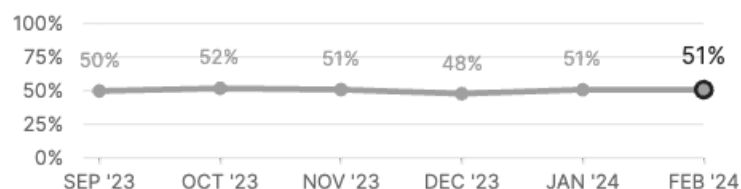


Score by Area



51% Fairness

− 0% vs previous month

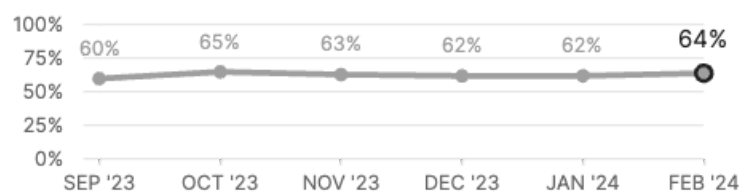


Score by Area



64% Respect

↑ 2% vs previous month

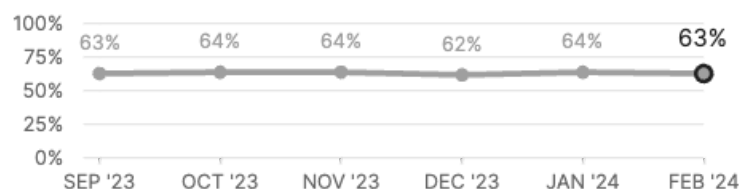


Score by Area



63% Voice

↓ 1% vs previous month



Score by Area



Small sample sizes can lead to unreliable estimates. Scores for groups under 30 respondents are not shown, and groups with 30 to 49 respondents are marked with an asterisk (*). Use these scores with caution. [Link to Methodology](#).