

Tulsa, OK - PD

Blockwise - Monthly Executive Report

May 2023

Highlights

Safety

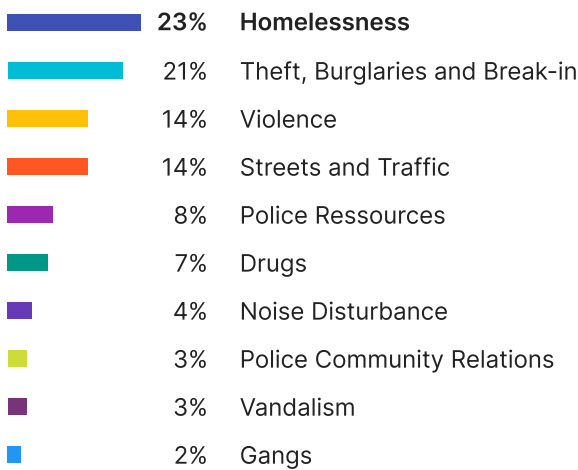
Citywide Safety went up by 3 points (60%). This increase was mainly driven by a 9 points increase in Riverside. A 5 points decline was recorded in Gilcrease.

Homelessness

Remained the top concern citywide (23%) although it dropped by 1% compared to April. In Gilcrease Theft, Burglaries and Break-in was the main concern, going up 6 points from April. This is mostly based on reports of Property theft and Burglaries.

Top Concerns

533 labeled responses out of 709 responses



Top 3 Concerns Breakdown

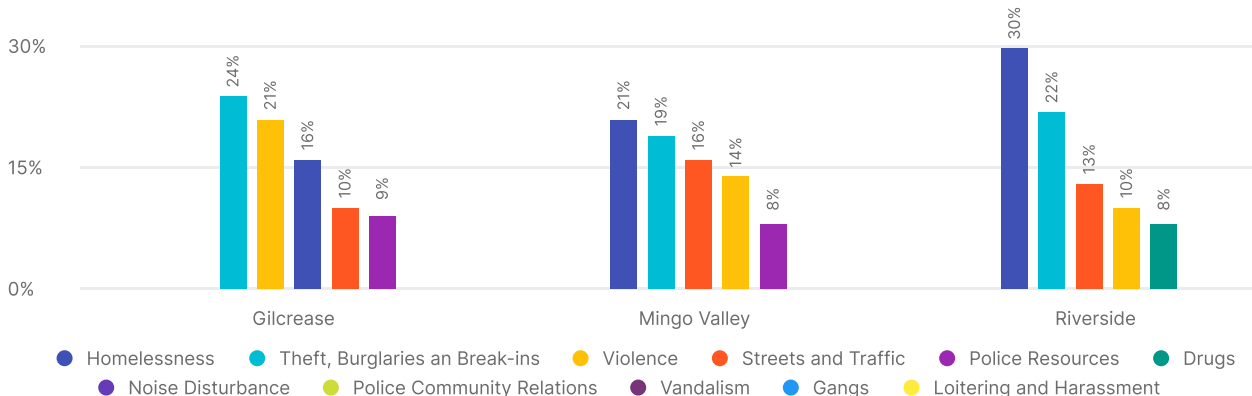
Number of responses by leading subtopic



How are concerns measured?

Top concerns shows the percentage of labeled comments on a specific topic to the total of comments received that have been categorized under a topic.

Top 5 Concerns by Area



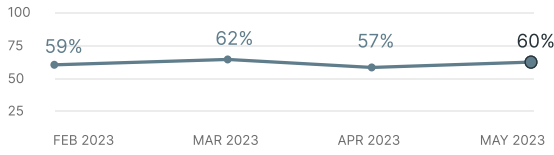
Scores Over Time and by Area

734 responses

Collected by Zencity ad-based distribution, excluding self-distribution

60% Perception of Safety

↑ 3% vs previous month

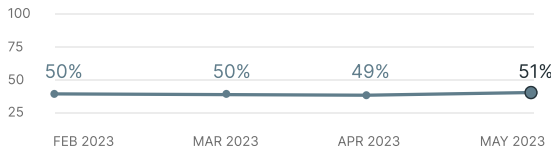


Score by Area



51% Perception of Fairness

↑ 2% vs previous month

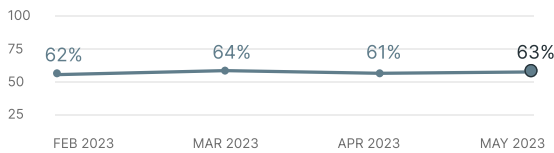


Score by Area



63% Perception of Respect

↑ 2% vs previous month

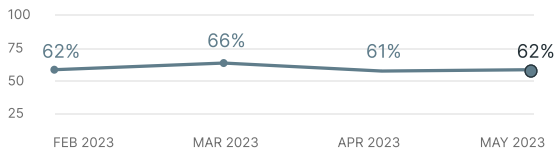


Score by Area



62% Perception of Voice

↑ 1% vs previous month



Score by Area



How are the scores sampled and calculated?

734 respondents were digitally recruited (e.g. over social media, mobile apps, local websites, and survey panels) during May 2023. Zencity built a representative sample by matching respondent data to the U.S. Census Bureau's race, ethnicity, age, and gender distributions in Tulsa. Finally, rake-weighting was applied as a statistical safeguard to balance out any remaining discrepancies in distribution, so no demographic group is overrepresented or underrepresented in the final score. The scores represent the percent of positive responses among respondents, weighted to match the city's demographic make-up.