

Tulsa, OK - PD

Blockwise - Monthly Executive Report

April 2023

Highlights

Safety

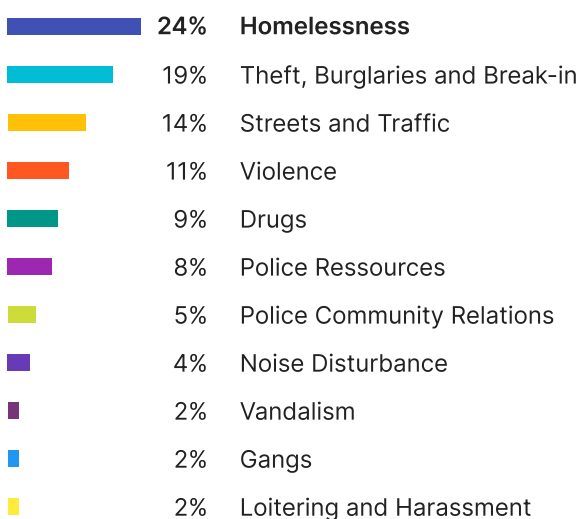
Citywide Safety was down by 5% compared to March. This increase was mainly driven by a 13% drop in Riverside.

Homelessness

Remained the top concern citywide (24%) although it dropped by 2% compared to March. Homelessness was the top concern in all three areas (highest in Riverside - 31%).

Top Concerns

488 labeled responses out of 618 responses



Top 3 Concerns Breakdown

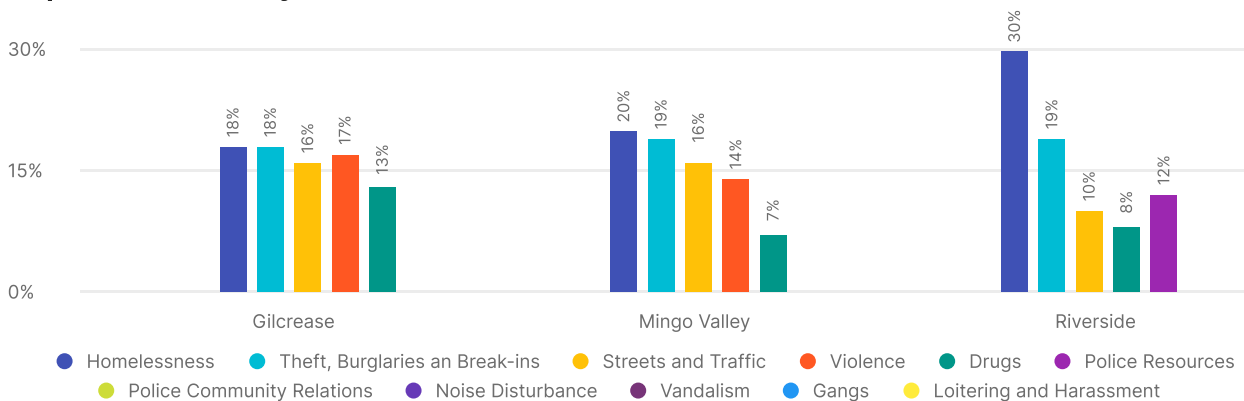
Number of responses by subtopic



How are concerns measured?

Top concerns shows the percentage of labeled comments on a specific topic to the total of comments received that have been categorized under a topic.

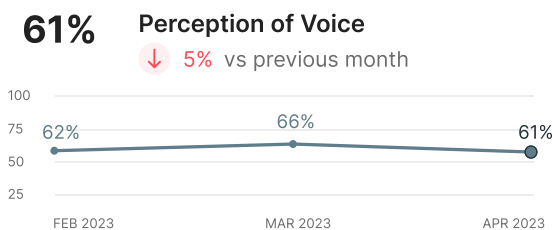
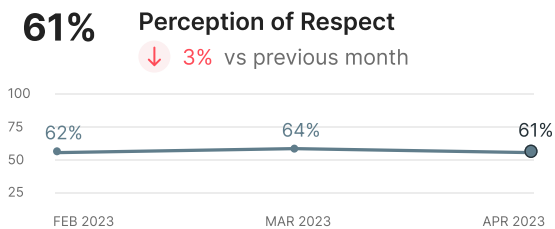
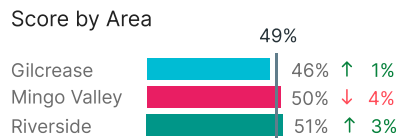
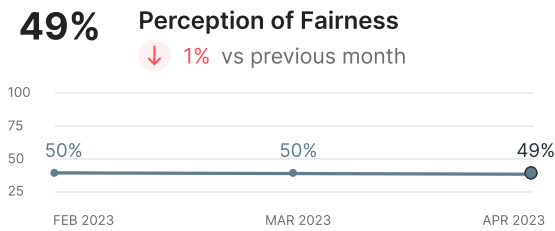
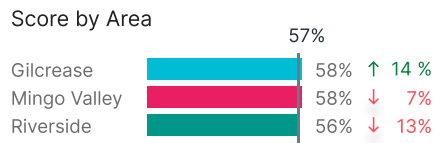
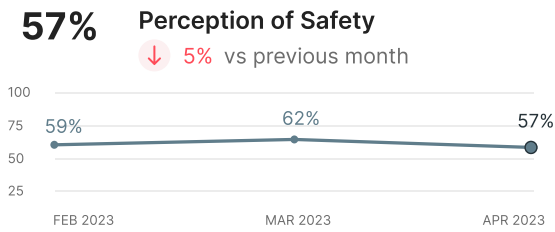
Top 5 Concerns by Area



Scores Over Time and by Area

657 responses

Collected by Zencity ad-based distribution, excluding self-distribution



How are the scores sampled and calculated?

657 respondents were digitally recruited (e.g. over social media, mobile apps, local websites, and survey panels) during April 2023. Zencity built a representative sample by matching respondent data to the U.S. Census Bureau's race, ethnicity, age, and gender distributions in Tulsa. Finally, rake-weighting was applied as a statistical safeguard to balance out any remaining discrepancies in distribution, so no demographic group is overrepresented or underrepresented in the final score. The scores represent the percent of positive responses among respondents, weighted to match the city's demographic make-up.